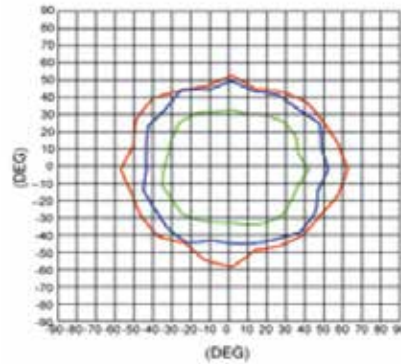
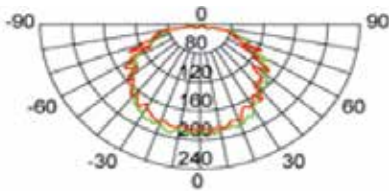
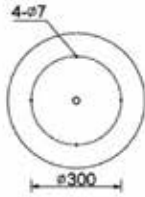
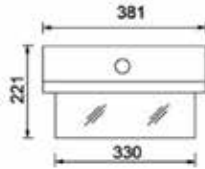




CLO Series-3

Technical Specification

35W/45W
 Lumen: 2700 LM / 3400 LM /
 3780 LM / 4760 LM
 Beam Angle: 130°
 Movable Angle: Fixed
 Light efficiency: >75°
 Power Factor: >0.95PF
 Operating Temperature: -20~+45°
 Light Source: LED
 Aluminium die cast body
 PC diffuser with prismatic pattern with no glare



Model	Power	Input Voltage	Frequency	Color Temperature	CRI	Light Efficiency
CLS-35- YS133	35W	AC100 V~240 V	50~60 Hz	4000 / 5000 / 6000 K	>70RA	85LM/ W
CLS-45- YS133	45W					75LM/ W