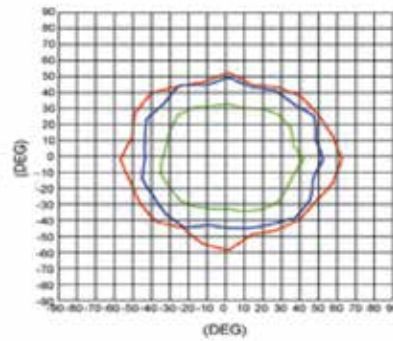
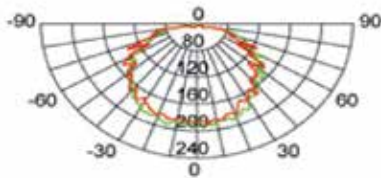
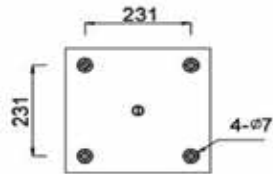
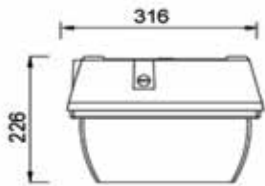


## CLO Series- 2



### Technical Specification

35W/45W

Lumen: 2700 LM / 3400 LM/

3780 LM / 4760 LM

Beam Angle: 130°

Movable Angle: Fixed

Power Factor: >0.95PF

Operating Temperature: -20~+45°

Light Source: LED

Aluminium die cast body

PC diffuser with prismatic pattern with no glare

Model	Power	Input Voltage	Frequency	Color Temperature	CRI	Light Efficiency
CLS-35- YS132	35W	AC100 V~240 V	50~60 Hz	4000 / 5000 / 6000 K	>70RA	85LM/ W
CLS-45- YS132	45W					75LM/ W