


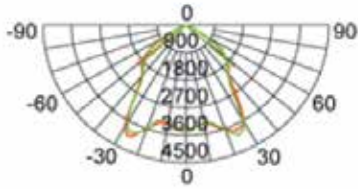
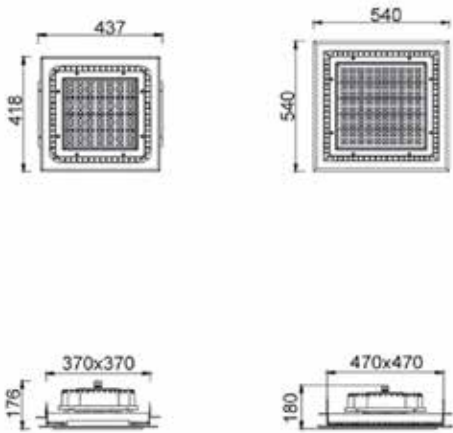


CLO Series-5

Technical Specification

Lumen: 5800 LM / 8100 LM /
5250 LM / 7500 LM /
12600 LM / 16500 LM /
11500 LM / 14600 LM

Beam Angle: 100° / 95°
Movable Angle: Fixed
Power Factor: >0.95PF
Operating Temperature: -20~+45°
Light Source: LED
Aluminium die cast body



| Model | Power | Input Voltage | Frequency | Color Temperature | CRI | Light Efficiency |
|------------------|-------|---------------|-----------|----------------------|-------|------------------|
| CLS-70- YS136 A | 70W | AC100 V~240 V | 50~60 Hz | 4000 / 5000 / 6000 K | >70RA | 85LM/W |
| CLS-100- YS136 A | 100 W | | | | | 75LM/W |
| CLS-140- YS136 B | 140 W | | | | | |
| CLS-180- YS136 B | 180 W | | | | | |